


TRUTEK TT – ZINC PLATED SEGMENT ANCHOR



Usage:

- anchor designed for fastening elements of building structures, facades, barriers, handrails, etc. in the scope of medium loads,
- fixing the feet of storage racks,
- fastening devices and installation elements to ceilings in cracked concrete,
- basic anchor for fixing all types of installations inside buildings.

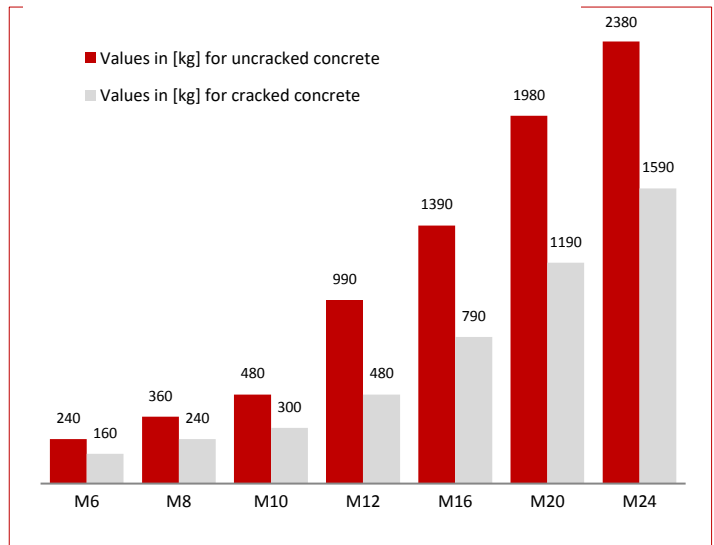
Anchor material:

TT anchors are made of ordinary carbon steel in the mechanical properties class min. 4.8 by PN-EN ISO 898-1: 2001 standards and are covered with a layer of zinc not less than 5µm thick.

Substrate material:

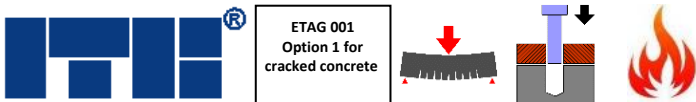
Cracked and non-cracked concrete, class C20 / 25 to C50 / 60 min

Design load capacity for pulling out of concrete C20 / 25 in kg



Advantages:

- one anchor for installation in non-cracked and cracked concrete
- easy and quick assembly
- fire resistance in the range from R30 to R120
- cold formed expansion spindle
- expansion ring with ribs



Method of determining TT anchors

Trutek Throughbolt	Thread Size d [mm]	Anchor length L [mm]
TT	06	045

Technical parameters of TT anchors

Product Code	Thread size	Hole diameter in base material	Min. hole depth		Min. substrate thickness	Max. thickness of fixed element	Min. hole diameter in element to be attached	Anchor length
	d [mm]	d _o [mm]	h ₁ [mm]					
TT06045	6	6	50	40	80	-	8	45
TT06055						5		55
TT06085						35		85
TT08050	8	8	60	50	100	-	10	50
TT08065						5		65
TT08080						20		80
TT08090						30		90
TT08100						40		100
TT08115						55		115
TT08130						70		130
TT10065	10	10	70	55	110	-	12	65
TT10075						10		75
TT10090						25		90
TT10105						35		105
TT10120						50		120
TT10140	70	140						
TT12080	12	12	90	70	140	-	14	80
TT12100						10		100
TT12120						30		120
TT12140						50		140
TT12180						90		180
TT12200						110		200
TT12220						130		220
TT12240	150	240						

Technical parameters of TT anchors

Product Code	Thread size	Hole diameter in base material	Min. hole depth	Effective anchorage depth	Min. substrate thickness	Max. thickness of fixed element	Min. hole diameter in element to be attached	Anchor length
	d [mm]	d _o [mm]	h ₁ [mm]	h _{ef} [mm]	h _{min} [mm]	t _{fix} [mm]	d _f [mm]	L [mm]
TT16100	16	16	110	85	170	-	18	100
TT16105						5		105
TT16125						20		125
TT16150						40		150
TT16175						70		175
TT16200						90		200
TT16220						110		220
TT16240						130		240
TT20130	20	20	130	100	200	5	22	130
TT20160						30		160
TT20220						90		220
TT20240						110		240
TT20260						130		260
TT24180	24	24	145	130	260	15	26	180
TT24200						35		200
TT24220						55		220
TT24240						75		240
TT24260						95		260

Design resistance of TT anchors in cracked and non-cracked concrete of min. C20 / 25

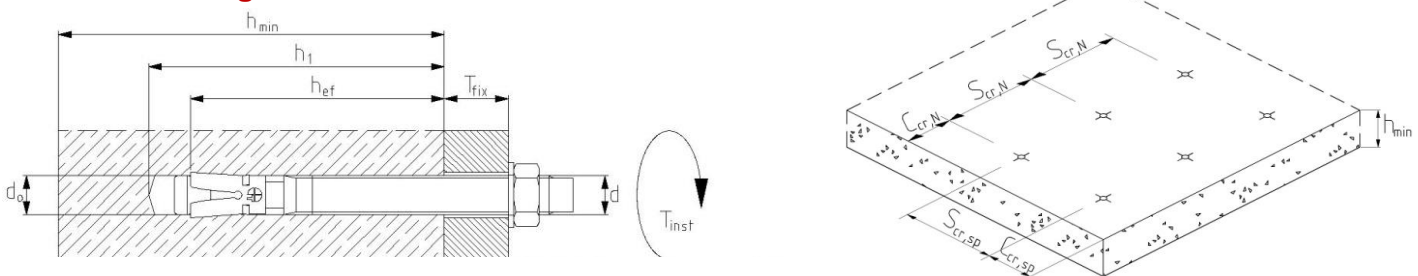
Technical data:	TT06	TT088	TT10	TT12	TT16	TT20	TT24
Effective anchorage depth h _{ef} [mm]	40	50	55	70	85	100	130
Tensile load capacity NRd [kN] - uncracked concrete	2,40	3,60	4,80	9,90	13,90	19,80	23,8
Tensile load capacity NRd [kN] - cracked concrete	1,60	2,40	3,00	4,80	7,90	11,90	15,90
Shear load capacity VRd [kN] - non-cracked concrete	1,45	2,70	3,85	16,85	31,40	49,00	70,60
Shear load capacity VRd [kN] - cracked concrete	0,55	3,20	4,25	6,90	12,50	16,00	23,70
Anchor spacing S _{cr, N} [mm]	120	150	165	210	255	300	390
Distance from the edge C _{cr, N} [mm]	80	100	110	140	170	200	260
Tinstacking torque T _{inst} [Nm]	10	20	45	65	150	250	300

When designing, all technical approval AT-15-7728 / 2016 should be taken into account

Design strength of TT anchors in cracked and non-cracked concrete, class min. C20 / 25 in case of fire


Technical data:	TT06	TT088	TT10	TT12	TT16	TT20	TT24
Effective anchorage depth h _{ef} [mm]	40	50	55	70	85	100	130
Tensile strength NRd, fi and shear VRd, fi [kN] R30	0,20	0,40	0,90	1,70	3,10	4,90	7,10
Tensile strength NRd, fi and shear VRd, fi [kN] R60	0,20	0,30	0,80	1,30	2,40	3,70	5,30
Tensile strength NRd, fi and shear VRd, fi [kN] R90	0,10	0,30	0,60	1,10	2,00	3,20	4,60
Tensile strength NRd, fi and shear VRd, fi [kN] R120	0,10	0,20	0,50	0,80	1,60	2,50	3,50
Anchor spacing S _{cr, fi} [mm]	160	200	220	280	340	400	520
Distance from the edge C _{cr, fi} [mm]	80	100	110	140	170	200	260
Tinstacking torque T _{inst} [Nm]	10	20	45	65	150	250	300

When designing, all technical approval AT-15-7728 / 2016 should be taken into account

Installation diagram of TT anchors

Installation diagram of TT anchors
